





# THERM-O-DOR®

THERM-O-DOR® sets the industry standard in overhead commercial and agricultural garage doors. Steel-Craft combines industry leading manufacturing technology with top quality raw materials to produce a door that delivers the highest standards in quality, strength, and performance to meet virtually any commercial need.



## SIZING OPTIONS

Headroom requirements may vary on doors. Track selection subject to weight parameters.

<b>DOOR PRODUCT</b>		<b>TD138</b>		<b>TD134 &amp; TD134-20</b>
<b>R-VALUE</b>		13		16
<b>THICKNESS</b>		1-3/8"		1-3/4"
<b>DOOR WIDTHS 2" TRACK</b>		7' - 16'		7' - 22'
<b>STANDARD HEIGHT 2" TRACK</b>		6' - 16'		6' - 16'
<b>DOOR WIDTHS 3" TRACK</b>		7' - 16'		7' - 30'
<b>STANDARD HEIGHT 3" TRACK</b>		6' - 16'		6' - 28'

## COLOUR OPTIONS

Brochure colour representation may vary from true colour.  
To obtain an exact colour reference, please contact a Steel-Craft dealer for colour samples.

### AVAILABLE IN TD138 & TD134



White

### AVAILABLE IN TD134



Aluminum




Sable Grey



Brown

### REFLECTIVE FINISHES



Saddle Brown



SC Regal Black

### CUSTOM PAINT OPTIONS



## DOOR FEATURES

**Note:** For additional information on optional features, please visit [steel-craft.ca](http://steel-craft.ca)

- TD134-20 is exactly the same as the TD134, except it has a 20 Gauge exterior face, and is often requested for heavy duty industrial applications. (only available in white)
- Flexible top seal keeps cold and debris out
- Section weather seals keep wind and cold out
- PVC retainer aids in door rigidity
- Top-quality Canadian galvanized steel is durable and rust resistant
- Two-coat exterior polyester paint finish on inner and outer skin is extremely durable
- Therm-O-Break design reduces cold/heat/moisture conductivity
- Mechanically interlocked front and back skins increase strength
- Continuous steel overlap secures hardware attachments
- Flexible floor seal conforms to minor irregularities to keep out cold and debris
- Insulated windows feature sealed lites and high-impact polymer frames
- Heavy-duty rollers and hardware are durable and make for easy installation

## WINDOW OPTIONS

For additional information visit [steel-craft.ca](http://steel-craft.ca) or consult a Steel-Craft dealer on the wide variety of glass and window options.

### VISION LITE (SEALED GLASS)

Available only in Black frames.

- 23" x 7"
- 24" x 12"
- 34" x 16"

### FULL VIEW ALUMINUM SECTION

Frame colours available in White, Anodized, Powder Finish Sable Grey and Brown.

- Glass
- Polycarbonate (Double or Triple Wall - All colours available in Triple Wall 16mm. Double Wall 6mm only available in Clear Lexan.)  
(Clear, White Opal, Bronze, Charcoal, Blue, Green, Red)



Don't just hang a door,  
Install a Steel-Craft.

For a complete list of products,  
visit [steel-craft.ca](http://steel-craft.ca)

**EDMONTON**  
Head Office:  
780.453.3761  
13504, St. Albert Trail  
Edmonton, Alberta  
T5L 4P4

**EDMONTON SC2**  
780.452.7140  
**CALGARY**  
403.255.3300  
**LETHBRIDGE**  
403.327.3667

**VANCOUVER**  
604.888.2550  
**KELOWNA**  
250.765.4765  
**TORONTO**  
905.564.3522

**SASKATOON**  
306.652.7131  
**REGINA**  
306.721.3737  
**PRINCE ALBERT**  
306.922.9200

