



CARRIAGE-CRAFT

The Carriage-Craft garage door series, distinct for connecting modern technology with a more traditional aesthetic, delivers immaculate construction, and thermal efficiency.

SIZING OPTIONS

Headroom requirements may vary on doors.



DOOR PRODUCT

CC-16

R-VALUE

16

THICKNESS

1-3/4"

AVAILABLE WIDTHS

8' 9' 10' 12' 14' 16' 18'

STANDARD HEIGHT


6' - 10'

COLOUR OPTIONS

Brochure colour representation may vary from true colour.

To obtain an exact colour reference, please contact a Steel-Craft dealer for colour samples.

AVAILABLE IN CC-16



White



Sable Grey




Sandstone



Brown

ELITE FINISHES



Walnut




Charcoal

WINDOW OPTIONS

PLAIN LITE

Available in 1/8" Single Pane and 5/8" ThermoPane.



Clear



Satin Texture

ELITE GLASS



Bronze Tint



Dark Tint

INLAID MUNTIN BARS

Window size available in 38"x 14"

Available in 5/8" ThermoPane.

Muntin Bars available in Black, Brass, Bronze, Pewter, and White.



Regal Wide



Stanton Wide



Provincial Wide

SNAP-IN DECORATIVE DESIGNS

Window size available in 38"x 14"

Available in 5/8" ThermoPane.

Colours available in Brown, Sandstone, and White.



Cascade



Somerton



Stockton



Stockbridge



Waterton



Wynbridge

DECORATIVE HARDWARE

HINGES



16" Tuscan Forged Black Iron Hinge



16" Sicilian Forged Black Iron Hinge



16" Umbria Black Iron Hinge

HANDLES



San Marino Handle



Veneto Stamped Steel Handle



Milano Forged Black Iron Handle



Don't just hang a door,
Install a Steel-Craft.

For a complete list of products,
visit steel-craft.ca

EDMONTON

Head Office:
780.453.3761
13504, St. Albert Trail
Edmonton, Alberta
T5L 4P4

CALGARY

403.255.3300

KELOWNA

250.765.4765

VANCOUVER

604.888.2550

TORONTO

905.564.3522

