



# ARTISAN

The Artisan garage door series offers exceptional customization, with options ranging from custom door face design to custom colours. These doors are perfect for creating a personalized and unique aesthetic.

## SIZING OPTIONS

Headroom requirements may vary on doors. **Please Note:** Artisan doors are only available up to 18' x 10'.

<b>DOOR PRODUCT</b>	<b>ARTISAN</b>
<b>R-VALUE</b>	16
<b>THICKNESS</b>	1-3/4"
<b>AVAILABLE WIDTHS</b>	8' 9' 10' 12' 14' 16' 18'
<b>STANDARD HEIGHT</b>	7' 8' 9' 10'



## DESIGN OPTIONS


Steel-Craft has four standard Artisan designs; **Artisan Design 1 (ART1)**, **Artisan Design 2 (ART2)**, **Artisan Design 3 (ART3)**, and **Artisan Design 4 (ART4)**. Designs may vary or differ depending on the size of door. Our team will work with you to create the best design for your garage door size.

### 21" PANEL DESIGN


Please note that for a door height of 7', 21" panels are used, and for a 9' door, 21.6" panels are used. In both our 21" and 21.6" panels, the Design Trim is positioned at the top of the second section from the top. (see steel-craft.ca for examples)

### 24" PANEL DESIGN


Please note that for door heights of 8' and 10', 24" panels are used. In these 24" panels, the Design Trim is positioned at the bottom of the top section.




Artisan Design 1 (ART1)



Artisan Design 2 (ART2)



Artisan Design 3 (ART3)



Artisan Design 4 (ART4)

## WINDOW OPTIONS

### PLAIN LITE



Clear



Satin Texture

### ELITE GLASS



Bronze Tint




Dark Tint

### INLAID MUNTIN BARS

Available 5/8" ThermoPane.

26"x 14" - only available in door widths 12' & 14'.

Two 26"x14" windows will on each side of the design.



Regal



Stanton

38"x 14" - only available in door widths 8', 9' 10', 16' & 18'.



Regal Wide



Stanton Wide



Provincial Wide

### SNAP-IN DECORATIVE DESIGNS

Available in 5/8" ThermoPane.

26"x 14" - only available in door widths 12' & 14'.



Somerview



Stockbridge



Stockton



Somerton



Wynbridge

38"x 14" - only available in door widths 8', 9' 10', 16' & 18'.



Stockton



Somerton




Stockbridge



Wynbridge


## COLOUR OPTIONS

For inquiries on custom paint options, please visit [steel-craft.ca](http://steel-craft.ca) more information or contact a Steel-Craft dealer.



### ONE COLOUR OPTION

Design Trim matches the door face.




### TWO COLOUR OPTION

Design Trim contrasts door face.

## CUSTOM COLOUR INSPIRATION




Artisan Design 1 (ART1)



Artisan Design 2 (ART2)



Artisan Design 3 (ART3)



Artisan Design 3 (ART3)

## ABOUT STEEL-CRAFT CUSTOM COLOUR FOR INSULATED DOORS

Your insulated door may be custom painted to suit your home's exterior colour specifications. Choose your custom colour and our experienced team will paint your garage door in-house in Edmonton, AB ensuring attention to detail and a high-quality finish. Select doors such as Artisan and Vintage offers a more custom option offering a One-colour or Two-colour option.

**ONE COLOUR OPTION:** Ranch-Craft RidgeLine, Carriage-Craft, Thermo-Craft, Contemporary, Flush, Mid-Century Modern, Artisan and Vintage.

**TWO COLOUR OPTION:** Artisan and Vintage.

## CUSTOMIZATION PROCESS

**Step 1:** Decide your door model and colour(s). Choose from a One-colour or Two-colour (only available in Artisan and Vintage) option.

**Step 2:** Your accurate information is key. We need your desired **paint brand name, manufacturer and paint code**. For more specific colours, bring a physical paint swatch card of your desired colour(s) to your nearest Steel-Craft dealer along with the information listed above. Please note that paint swatches and Pantone colours can change yearly, colours may appear different year to year.

**Step 3:** For a Two-colour option, indicate which colour will be for the Door Face and Design Trim or Emboss.

**Step 4:** Once our manufacturing facility in Edmonton receives your quote confirmation and colour sample information, we will match your desired colour in-house. For durability and cleaning purposes, we use a semi-gloss paint finish. We may decline matte paint requests. If we need additional information from you, our team will reach out.

Visit our website for more information on Artisan Design Options, Custom Paint, Windows, Muntin Bars, Snap-in Inserts and Decorative Hardware.



Don't just hang a door,  
Install a Steel-Craft.

For a complete list of products,  
visit [steel-craft.ca](http://steel-craft.ca)

**EDMONTON**  
Head Office:  
780.453.3761  
13504, St. Albert Trail  
Edmonton, Alberta  
T5L 4P4

**EDMONTON SC2**  
780.452.7140  
**CALGARY**  
403.255.3300

**VANCOUVER**  
604.888.2550  
**TORONTO**  
905.564.3522

**KELOWNA**  
250.765.4765

